


Statement Showing Shareholding Pattern						
Name of the Company :			BLUE BLENDS (INDIA) LIMITED			
Scrip Code :		502761	Quarter Ended :		31.03.2008	
Category code	Category of Shareholder	Number of Shareholders	Total number of shares	Number of shares held in dematerialized form	Total shareholding as a percentage of total number of shares	
					As a percentage of(A+B) <sup>1</sup>	As a percentage of (A+B+C)
(A)	Shareholding of Promoter and Promoter Group <sup>2</sup>					
1	Indian					
(a)	Individuals/ Hindu Undivided Family	2	1678725	0	9.24	9.24
(b)	Central Government/ State Government(s)	0	0	0	0.00	0.00
(c)	Bodies Corporate	7	5552995	0	30.55	30.55
(d)	Financial Institutions/ Banks	0	0	0	0.00	0.00
(e)	Any Others(Specify)	0	0	0	0.00	0.00
(e-i)		0	0	0	0.00	0.00
(e-ii)		0	0	0	0.00	0.00
	<b>Sub Total(A)(1)</b>	<b>9</b>	<b>7231720</b>	<b>0</b>	<b>39.79</b>	<b>39.79</b>
2	Foreign					
a	Individuals (Non-Residents Individuals/ Foreign Individuals)	0	0	0	0.00	0.00
b	Bodies Corporate	0	0	0	0.00	0.00
c	Institutions	0	0	0	0.00	0.00
d	Any Others(Specify)	0	0	0	0.00	0.00
d-i		0	0	0	0.00	0.00
d-ii		0	0	0	0.00	0.00



	<b>Sub Total(A)(2)</b>	<b>0</b>	<b>0</b>	<b>0</b>	<b>0.00</b>	<b>0.00</b>
	<b>Total Shareholding of Promoter and Promoter Group (A)= (A)(1)+(A)(2)</b>	<b>9</b>	<b>7231720</b>	<b>0</b>	<b>39.79</b>	<b>39.79</b>
<b>(B)</b>	<b>Public shareholding</b>					
<b>1</b>	<b>Institutions</b>					
(a)	Mutual Funds/ UTI	3	30799	0	0.17	0.17
(b)	Financial Institutions / Banks	13	7008183	0	38.56	38.56
(c)	Central Government/ State Government(s)	0	0	0	0.00	0.00
(d)	Venture Capital Funds	0	0	0	0.00	0.00
(e)	Insurance Companies	2	328562	0	1.81	1.81
(f)	Foreign Institutional Investors	0	0	0	0.00	0.00
(g)	Foreign Venture Capital Investors	0	0	0	0.00	0.00
(h)	Any Other (specify)	0	0	0	0.00	0.00
(h-i)					0.00	0.00
(h-ii)					0.00	0.00
	<b>Sub-Total (B)(1)</b>	<b>18</b>	<b>7367544</b>	<b>0</b>	<b>40.54</b>	<b>40.54</b>
<b>B 2</b>	<b>Non-institutions</b>					
(a)	Bodies Corporate	79	662516	0	3.65	3.65
(b)	Individuals					
I	Individuals -i. Individual shareholders holding nominal share capital up to Rs 1 lakh	18440	2794815	0	15.38	15.38
II	ii. Individual shareholders holding nominal share capital in excess of Rs. 1 lakh.	5	104168	0	0.57	0.57
(c)	Any Other (specify) NRI	13	13225	0	0.07	0.07
(c-i)					0.00	0.00


(c-ii)					0.00	0.00
	<b>Sub-Total (B)(2)</b>	<b>18537</b>	<b>3574724</b>	<b>0</b>	<b>19.67</b>	<b>19.67</b>
(B)	<b>Total Public Shareholding (B)= (B)(1)+(B)(2)</b>	<b>18555</b>	<b>10942268</b>	<b>0</b>	<b>60.21</b>	<b>60.21</b>
	<b>TOTAL (A)+(B)</b>	<b>18564</b>	<b>18173988</b>	<b>0</b>	<b>100</b>	<b>100</b>
(C)	Shares held by Custodians and against which Depository Receipts have been issued	0	0	0	0.00	0.00
	<b>GRAND TOTAL (A)+(B)+(C)</b>	<b>18564</b>	<b>18173988</b>	<b>0</b>		<b>100</b>



Sr.No	Notes
1	The Promoters' shareholding includes an aggregate of 3129791 shares, which are pledged and transferred to Banks as collateral security.
2	
3	
4	
5	
6	
7	
8	
9	


(l)(b) Statement showing Shareholding of persons belonging to the category  
"Promoter and Promoter Group"

Sr. No.	Name of the shareholder	Number of shares	Shares as a percentage of total number of shares (i.e., Grand Total (A)+(B)+(C) indicated in Statement at para (l)(a) above)
1	Bindal Synthetics Private Limited	2014471	11.08
2	Blue Blends Leasing Private Limited	1423951	7.84
3	Blue Blends Petrochemicals Limited	430273	2.37
4	Cressida Traders Private Limited	400600	2.20
5	Premier Equity Limited	213700	1.18
6	Premier Synthetics Limited	470000	2.59
7	Blue Blends Finance Ltd.	600000	3.30
8	Anand Kumar Arya	571835	3.15
9	Indu Arya	1106890	6.09
10			0.00
11			0.00
<b>TOTAL</b>		<b>7231720</b>	<b>39.79</b>



**(I)(c) Statement showing Shareholding of persons belonging to the category  
“Public” and holding more than 1% of the total number of shares**

Sr. No.	Name of the shareholder	Number of shares	Shares as a percentage of total number of shares {i.e., Grand Total (A)+(B)+(C) indicated in Statement at para (I)(a) above}
1	Stressed Assets Stabilization Fund	4000000	22.01
2	IFCI Limited	3000000	16.51
3	Life Insurance Corporation of India	304362	1.67
4	Poise Securities Private Limited	504800	2.78
5			0.00
6			0.00
7			0.00
8			0.00
9			0.00
10			0.00
<b>TOTAL</b>		<b>7809162</b>	<b>42.97</b>




(l)(d) Statement showing details of locked-in shares

Sr. No.	Name of the shareholder	Category of Shareholders (Promoters/Public)	Number of locked-in shares	Locked-in shares as a percentage of total number of shares [i.e., Grand Total (A)+(B)+(C) indicated in Statement at para (l)(a) above]
1	NIL			0.00
2				0.00
3				0.00
4				0.00
5				0.00
6				0.00
7				0.00
8				0.00
9				0.00
<b>TOTAL</b>			<b>0</b>	<b>0.00</b>

(II)(a) Statement showing details of Depository Receipts (DRs)

Sr. No.	Type of outstanding DR (ADRs, GDRs, SDRs, etc.)	Number of outstanding DRs	Number of shares underlying outstanding DRs	Shares underlying outstanding DRs as a percentage of total number of shares (i.e., Grand Total (A)+(B)+(C) indicated in Statement at para (I)(a) above)
1	NIL			0.00
2				0.00
3				0.00
4				0.00
5				0.00
6				0.00
7				0.00
8				0.00
9				0.00
<b>TOTAL</b>		<b>0</b>	<b>0</b>	<b>0.00</b>





(II)(b) Statement showing Holding of Depository Receipts (DRs), where underlying shares are in excess of 1% of the total number of shares

Sr. No.	Name of the DR Holder	Type of outstanding DR (ADRs, GDRs, SDRs, etc.)	Number of shares underlying outstanding DRs	Shares underlying outstanding DRs as a percentage of total number of shares {i.e., Grand Total (A)+(B)+(C) indicated in Statement at para (I)(a) above}
1	NIL			0.00
2				0.00
3				0.00
4				0.00
5				0.00
6				0.00
7				0.00
8				0.00
9				0.00
				0.00
<b>TOTAL</b>			<b>0</b>	<b>0.00</b>